

Primer Pops

Keeping club members informed.

www.miamirifle-pistol.org



Volume 24, Issue 3 | Aug - Oct 2018

features

IN THIS ISSUE

President's Letter
see page 2

News & Reminders
see page 3

Handloading
see page 3

Map to Receptions Loveland
see page 6



PHOTO GALLERY



See pages 8-10 and 16-17

YOU'RE INVITED!

MIAMI RIFLE & PISTOL CLUB ANNUAL MEETING



SATURDAY OCTOBER 20, 2018

RECEPTIONS LOVELAND
10681 LOVELAND - MADEIRA ROAD
LOVELAND, OH 45140

12:00 PM

LUNCH AND DRINKS PROVIDED
GUEST WELCOME

Check out our website! | <http://www.miamirifle-pistol.org> | It's your source for up-to-date information.

How to Contact Us

Board of Directors

Ben Laux
President
president@miamirifle-pistol.org

Dale Rossmann
Vice-President
vice_president@miamirifle-pistol.org

Beth Grote
Secretary
secretary@miamirifle-pistol.org

John Herdering
Treasurer
treasurer@miamirifle-pistol.org

Joe Beeker
Vice-President Rifle
vp_rifle@miamirifle-pistol.org

John Smith
Vice-President Pistol
vp_pistol@miamirifle-pistol.org

Jeff Timmins
Vice-President Membership
vp_membership@miamirifle-pistol.org

Michael Bley
Vice-President Range & Grounds
vp_range_grounds@miamirifle-pistol.org

John Grote
Vice-President Property
vp_property@miamirifle-pistol.org

Miami Rifle & Pistol Club Website

Jeff Timmins
Webmaster
admin@miamirifle-pistol.org

Primer Pops Editor

Glenn Miñano

Attention: Primer Pops Editor
Miami Rifle & Pistol Club
PO Box 235
Milford, OH 45150

editor@miamirifle-pistol.org

PRESIDENT'S LETTER



We need a few good members to volunteer. This year there will be the usual 3 board positions along with a one year term position that will finish out Richard Courtney's final year. Currently John Smith was asked by the board to continue on as VP Pistol when Mr. Courtney resigned and that appointment only lasts until we have another election at the annual meeting. If you care about the club and willing to continue working to make it a first class shooting club, please consider running for the board. The meetings are held the first Wednesday of the month and last about 2 hours depending on what business the club needs to handle. You don't have to run for a specific position as the nine members of the new board elect the President, Vice President, Secretary, and Treasurer and the other positions are filled by appointment. Even if you don't wish to run at least show up to the annual meeting to cast your vote. If you don't bother to vote you shouldn't complain. I hope to see a lot of engaged members at this year's annual meeting.

Oh speaking of the annual meeting, an added bonus is some of the great door prizes to be given away. The biggest are a S&W MP 2.0 and a custom-built service rifle upper with a Krieger barrel. Along with these there will be some smaller prizes as well. The menu will be similar to last year with some meat and cheese tray appetizers followed by chicken and roast beef. Also I have it on good authority that our Secretary Beth Grote will be making sure we have some dessert this year as well. So the annual meeting promises to have some good food and fellowship with other members of the club. I look forward to seeing you all there. Finally I want to share with you some of the kind words and feedback I've heard about our club and the matches we have from some fellow shooters up at the National Matches up at Camp Perry. I didn't solicit these comments the shooters recognized me from the club and other matches and made a point to come over to tell me how much they enjoy shooting at MRPC. It makes me very proud of our club and the work we all put into making it a premier club when people make those kinds of comments. Thanks to all our match directors and volunteers that put on the matches, the shooters do appreciate all your hard work.

Be safe and see you on the range.

Ben Laux
President, MRPC



Disclaimer: The articles published in the Primer Pops are for the information and entertainment of the members of the Miami Rifle & Pistol Club. These articles do not necessarily reflect the opinions of the club members, board of directors or the editorial staff. The Miami Rifle & Pistol Club does not endorse any specific political party or candidate. Any comments, complaints, kudos, or questions may be directed to the newsletter editor, (Glenn Miñano) at editor@miamiclub.org or to the current Club President.



NEWS AND REMINDERS HANDLOADING

New Board Members – Is This You?

It's that time of year to consider new Board members to be voted for at the next Annual Meeting in October 2018. This is a member led club, for the members of MRPC.

If you're interested in the overall affairs of this great club and would like to be considered to run for the Board at the next Annual Meeting please contact one of the current Board Members for more information.

Board member qualifications are described in the Club Constitution found in the Club Documents tab under Membership Page tab on this website. Article IV. B) "Any member of The Organization is eligible to become a Director providing they are a member in good standing and have two (2) years of continuous membership prior to their election and/or appointment."

New Applications for Membership is Offline while Membership Management System (MMS) is being implemented

The ability to register for membership application is currently unavailable and is estimated be available in September. This is due to to implementing the new MMS, Membership Management System. An update will be posted once the MMS is online and new membership applications can be received. At this time and until the MMS is online there is not a method to apply for new membership.

Nov-Jan Newsletter Reminder

Normally, the November to January newsletter would arrive sometime in November, but since November is the time when the Newly Elected Board Members are assigned their new positions for the next 3 years, the newsletter will be arriving late in the mail. The last issue of the year must contain the listing of the new board members and their new positions in the club.

Fr. Dale Peterka

Did you ever wonder why?

You arrive at the range, the ground is littered with cartridge cases, but you never see any shiny ones. The cases on the ground are the same cases week after week. And they are found only at the pistol range and the MP range. The other firing points are all clean. How come?

Mostly, the cases you are walking on are the ones that can't be salvaged: steel cases, rimfire cases, military cases. The hulls that have some value –rifle and pistol-- have been picked up and taken home for reloading.

There are two kinds of shooters who reload ammo. Some have automated reloading machines that perform all the operations at once, spitting out 15-20 new cartridges every minute. Cases, powder and primers are poured in one end; freshly loaded ammo comes out the other!

For the rest of us, reloading cartridges means performing each step over and over again using the humble "C" press. One new cartridge every minute or two. We spend an evening in the basement reloading for every visit to the range.

Reloading can be boring if you let it, but with a little effort and planning, it can be an enjoyable part of the sport. Producing a hundred shiny new cartridges can be a chore, or it can be an accomplishment.

How Much Does It Cost?

A basic reloading "C" press starts on the rich side of fifty dollars. You will want a bench-mounted rig. Those handheld presses and kitchen table "loaders" are much slower to use. --Load one box of ammo and you'll be ready to pitch the whole thing in the trash –or sell it to your brother-in-law.

You can find used presses on eBay and Gunbroker occasionally, but you'll pay extra for packing and shipping. Better to buy from your local dealer, who probably has a variety of presses in stock, and may be willing to give you a discount if you buy all your new equipment at his shop.

Shell holders come in different sizes. Make sure the shell holder fits both the press and your cartridge.

Dies are dies. Find yourself a used set –or borrow a set in

Continue, page 5



Robert Jones

Jeff Jones

Mike Osley

5610 Dry Run Rd.

Milford, OH 45150

(513)575-2662

WWW.JENAMYGUNSHOP.COM

HOURS:

M, T, Th, F

1PM-7PM

“Miami Rifle & Pistol Club Discount”

Display your Membership Badge and receive a “10%” Discount on your entire purchase when paid by cash or check only! This policy includes all purchases, except labor!

HANDLOADING

your caliber and use them for a while. Same for your first powder scale. Borrow one. You can always move up to a better one after you learn the ins-and-outs of the craft. The best scales are hi-tech battery-powered digital items that have to be kept in the gun safe with your Luger collection!

If you end up with an old fashioned balance-beam scale, make sure you get one that is damped. With oil or copper damping, the pointer stops swinging when it reaches the correct reading. Just like your bathroom scale. No waiting.

Your new reloading press will be equipped with a priming arm. The arm holds each new primer in position for pressing into the base of the cartridge. You hold the arm in position with one hand and lift the press handle with the other to seat the primer in the case.

Don't do it! Using the stock primer arm requires exertion by your lower back muscles and your bent spine. You'll be sore the rest of the day! The optional attachment for your press—for a few dollars more—allows you to prime cases by depressing the lever instead of lifting it. Case and primer are still fed one at a time, but your chiropractor will thank you!

Lee makes a handheld priming tool that allows you to prime cases in your Lazy Boy while watching the Bengals, if you are inclined to do that sort of thing.

Buy a thousand primers. There are two reasons for this. First, you may need them. And, second, you may need them. You will need that many eventually, and you don't want to run out the night before the big match.

Buy a case tumbler. They're a bit pricy, but there is no substitute for clean cartridge cases. You will be delighted with the results and will look forward to using it.

Buy an inertia puller for removing bullets from cases without damaging them. You won't need one til you need one.

You'll need two funnels. A small one for pouring powder into the cartridge cases; a large one for pouring the unused powder back into the can at the end of the session.

Two "C" clamps for mounting the press to the bench or table. Another for mounting the small funnel to the edge of the table. —You don't want to pick it up and hold it in place each time you use it.

Some empty containers for loose brass and bullets. A loading block to hold the new reloads as they accumulate. A few cartridge boxes. And you're ready!

Oh, and a reloading manual. So you know what to do!

Why Handload?

The secret of handloading is not the savings. If you are now spending twenty-five dollars a month for factory ammo, it will take many months before you begin to save money by loading your own cartridges.

The secret of handloading is this: you will be able to do more shooting for the same cost if you load your own. Factory .45 ACP cartridges are about fifty cents apiece. Handloads are about fifteen cents. Cast your own slugs, and you're down to about a dime a shot! Those who reload can spend more time at the range than those who don't, if they both bring \$25 worth of ammo.

The Reloading Bench

If you are single, you can set up and reload cartridges at home on the dining room table. Clamp the press to the tabletop, unpack your supplies and get busy! Pack up when you're finished, and no harm done.

If there is someone in your family who insists that the dining room table is reserved for more important uses—wrapping Christmas presents, doing homework, etc.—then it may be time to look for a corner of the basement where the work can be done.

The reloading bench should be solid. Anchor it to the wall. And level: stuff will continually be rolling away if it isn't level.

For good lighting, a pair of desk lamps is okay. Spotlights or floods clamped overhead on the rafters are better. Fluorescent lights are more permanent, but require more effort. Go for the spotlights. They take five minutes to install; you can upgrade later.

A cabinet of 2x4-inch plastic drawers—two or three cabinets would be better—allow you to store cases and supplies neatly. Of course, it's cheaper to store your stuff in milk cartons or plastic bottles with the tops cut off, but they take up lots more table space.

Label everything: each drawer, each container. There's less chance of losing a tool or a die if they are all in their own places. With everything in drawers, none of the work space is taken up for storage.



Penn Station
East Coast Subs

10681 Loveland
Madeira Road

TITLE Boxing
Club Loveland

Taco Bell

Infinite Self
Storage - Loveland

Wendy's

Hertz Car Sales Cincinnati

Starbucks

CVS

Walgreens

General Electric
Credit Union

Speedway

Kirby's

Arrowhead Apartments



HANDLOADING

Include a label inside each box of reloads. Record date reloaded, powder charge, bullet, overall length, primer and case. At the range, add the date used. Maybe even some comments about accuracy, reliability, etc.

Store your powder and primers in the original containers. Resist the temptation to pour all your primers into a drawer for easier access. They say one primer can set off the whole bunch if you drop the drawer!

The danger of mixing powders is much reduced if you keep each kind in its own well-labeled container. If you accidentally pour some Bullseye in with your Herco, it'll take a week to separate the small grains from the larger ones. --Just kidding! The only remedy for accidentally mixing powders is to throw the whole batch away!

It's in the Book

Reloading is not difficult or complicated, but beginners do need a basic introduction. Reloading manuals give you a selection of bullets and charges for each caliber, plus there is always a chapter in the book on how to get started.

Using A Case Tumbler

If you are reloading brass that is dusty or covered with chamber soot, your first step will be to clean your cases. If you don't clean them, they will be scratched during resizing. The dirt will probably scratch the inside of the sizing die too.

If you are just starting, you can clean your brass by wiping each one with a cloth. Wipe fifty cases, and you'll be tired. Wipe a hundred cases, and you'll be thinking that there must be an easier way! If you're still not convinced that you need a case tumbler, maybe this will help: you should clean all the cases again after sizing to remove the lubricant. Each case has to be wiped twice!

When using the tumbler, mix a dab of brass polish in with the walnut shells or corn cob medium. The dust and dirt will stick to the medium and the cases will come out of the tumbler clean and shiny.

Before priming your cases, inspect each one for debris caught in the flash hole. Sometimes a bit of shell or corncob will be left after cleaning.

Is It Dangerous?

With a little care and attention, you can reload thousands of cartridges over many years without accidental fire or

explosion. Don't smoke near the reloading bench. Vacuum your work area often. Store primers and powder in their proper containers. And pay attention to what you are doing!

I was trying out a new revolver last year – a Bisley single action .45 – using a light bullet and powder charge, when I encountered a double-charged cartridge. Ten grains of powder instead of five. The report and the recoil was twice the usual amount! The cartridge case jammed back against the gun's recoil plate, and stuck in the chamber. I could not rotate the cylinder to unload remaining rounds. I finally had to disassemble the gun to get the empty case out of its chamber.

Somehow I had put twice the amount of powder in that load! How? I do not know, but one of the hazards in reloading is that smokeless powders sometimes do not fill the case completely. It's possible, especially in pistol cartridges, to put in twice the desired amount of powder without overflowing the case. If you develop a routine for case charging, it is not likely to happen.

Don't allow any distractions during the powder phase of your reloading! Any interruption – a sneeze, a phone call, a dropped case – can occasion a double charge. In the .45 Bisley last year, I was lucky. The gun held together. But I've been extra careful reloading ever since!

As an extra guarantee of safety, some reloaders charge all the cases as a separate step, placing the charged cases in a loading block. After all the cases have powder, they can all be inspected and compared. Any cases with too much powder will be obvious.

It's Supposed To Be Fun

Handloading takes on a new dimension if you try a variety of loads. The manual will suggest both cast and jacketed slugs in various weights, as well as suggesting maximum and minimum charges with a variety of powders. You can work up a load that performs best for you. Start with the minimum suggested powder charge and work your way up gradually. One of these combinations will probably shoot more accurately for you than the others.

The other variable in the search for accuracy is cartridge overall length (OAL). Try loading batches of cartridges with the same bullets seated to a variety of depths and try each batch at the range for accuracy. The experts say that the bullet should be seated as far out as possible without touching the lands or barrel grooves for best accuracy. Seated too far out, the bullet will stick in the lands when the cartridge is chambered, and may be forced back slightly into the cartridge case. Each round could end up with a slightly different length! Not the best for accuracy!

MRPC PHOTO GALLERY



Rifle Match, 600 yard line
2018.05.20



Rifle Match, 600 yard line
2018.05.20



Rifle Match, 600 yard line
2018.05.20



Rifle Match, 600 yard line
2018.05.20



Rifle Match, 600 yard line
2018.05.20



Rifle Match, 600 yard line
2018.05.20

MRPC PHOTO GALLERY



Rifle Match, 600 yard line
2018.05.20



2700 Pistol Match
2018.05.20



2700 Pistol Match
2018.05.20



2700 Pistol Match
2018.05.20



2700 Pistol Match
2018.05.20



2700 Pistol Match
2018.05.20



Olivia Rademacher, Camp Perry, Member of John Grote's Youth Rifle Program
2018




Olivia Rademacher, Camp Perry, Member of John Grote's Youth Rifle Program
2018

We'll help you find your
HOME ON THE RANGE
no matter how you define it.



 **OH EQUINE**
PROPERTIES.COM



Gina Dubell-Smith
(513) 477-1219
rocket@comey.com

Comey & Shepherd
REALTORS


MRPC Web Calendar

Aug 2018 (Eastern Time - New York)

Sun	Mon	Tue	Wed	Thu	Fri	Sat
29	30	31	1	2	3	4
			Highpower Rifle League -	Pistol League - 10AM @ Pistol League - 5PM & 7PM		ALL RANGES CLOSED UNTIL Work Day - 8:30AM @ <i>Ranges closed until 1:00 PM</i>
5	6	7	8	9	10	11
	CMP Junior League - 7PM @ Summer Varmint League -	Board of Directors Meeting Highpower Rifle League Wednesday Morning Steel -	Pistol League - 10AM @ Pistol League - 5PM & 7PM			New Member Orientation - NRA Smallbore - 9AM @ Saturday Steel - 11AM @ Trade Day - 9AM @ Miami
12	13	14	15	16	17	18
Blackpowder Cartridge - Bowling Pin + Shotgun - Centerfire Benchrest - Muzzle Loading Rifle	Rimfire Benchrest - 5:30PM	CMP Junior League - 7PM @	Highpower Rifle League -	Pistol League - 10AM @ Pistol League - 5PM & 7PM		Rifle-600 Yard Qualification 3pm - Match Director Meeting
19	20	21	22	23	24	25
2700 Pistol - 9AM @ Miami Pistol Range, Pits 4,5,6 Rifle - Navy Match / 600		CMP Junior League - 7PM @	Highpower Rifle League Wednesday Evening Steel - Wednesday Morning Steel -	Pistol League - 10AM @ Pistol League - 5PM & 7PM		NRA Smallbore - 9AM @ Pistol Range, Pits 3,4,5,6 RIFLE 600 YD BENCHREST
26	27	28	29	30	31	1
Rifle - Sporter Match - 9AM USPSA Practical Pistol -	Rimfire Benchrest - 5:30PM	CMP Junior League - 7PM @	Highpower Rifle League -	Pistol League - 10AM @ Pistol League - 5PM & 7PM		ALL RANGES CLOSED UNTIL New Member Orientation - Work Day - 8:30AM @

MRPC Web Calendar

Sep 2018 (Eastern Time - New York)

Sun	Mon	Tue	Wed	Thu	Fri	Sat
26 Rifle - Sporter Match - 9AM USPSA Practical Pistol -	27 Rimfire Benchrest - 5:30PM	28 CMP Junior League - 7PM @	29 Highpower Rifle League -	30 Pistol League - 10AM @ Pistol League - 5PM & 7PM	31 	1 ALL RANGES CLOSED UNTIL New Member Orientation - Work Day - 8:30AM @ <i>Ranges closed until 1:00 PM</i>
2 Rifle - NRA 80RD XC - 9AM	3 Summer Varmint League -	4 Summer Varmint League -	5 Board of Directors Meeting Highpower Rifle League	6 Pistol League - 10AM @ Pistol League - 5PM & 7PM	7 All Ranges are Closed for MRPC Club Picnic and Plg	8 All Ranges are Closed for MRPC Club Picnic and Plg
9 Blackpowder Cartridge - Bowling Pin + Shotgun - Centerfire Benchrest - Muzzle Loading Rifle	10 Rimfire Benchrest - 5:30PM	11 Rimfire Benchrest -	12 Highpower Rifle League - Wednesday Morning Steel -	13 Pistol League - 10AM @ Pistol League - 5PM & 7PM	14 Highpower Rifle League Saturday Steel - 11AM @	15 Highpower Rifle League Saturday Steel - 11AM @
16 2700 Pistol - 9AM @ Miami Pistol Range, Pits 4, 5, 6 Rifle - Navy Match / 600	17 Rimfire Benchrest - 5:30PM	18 Rimfire Benchrest -	19 Pistol League Cookout (No	20 Pistol League Cookout (No	21 NRA Smallbore - 9AM @ Pistol Range, Pits 3, 4, 5, 6 RIFLE 600 YD BENCHREST	22 NRA Smallbore - 9AM @ Pistol Range, Pits 3, 4, 5, 6 RIFLE 600 YD BENCHREST
23 Rifle - Sporter Match - 9AM USPSA Practical Pistol -	24 Rimfire Benchrest - 5:30PM	25 Rimfire Benchrest -	26 Wednesday Evening Steel -	27 Pistol Range, Pits 3, 4, 5, 6	28 Pistol Range, Pits 3, 4, 5, 6	29 Cowboy Action - 9AM @ Rifle - NRA 80RD XC Club
30 Centerfire Benchrest - CMP - EIC Leg Match - 9AM	1 Summer Varmint League -	2 Summer Varmint League -	3 Board of Directors Meeting	4 Board of Directors Meeting	5 ALL RANGES CLOSED UNTIL New Member Orientation - Work Day - 8:30AM @	6 ALL RANGES CLOSED UNTIL New Member Orientation - Work Day - 8:30AM @

EVENTS AND TIMES ARE SUBJECT TO CHANGE.




PLEASE CONFIRM WITH THE MATCH DIRECTOR AND CHECK OUR WEBSITE FOR UP-TO-DATE LISTINGS.

Board of directors meetings are held on the first wednesday of every month.

Meeting starts approximately around 6:30 pm. Open to all members.




MRPC Web Calendar

Oct 2018 (Eastern Time - New York)

Sun	Mon	Tue	Wed	Thu	Fri	Sat
30 Centerfire Benchrest - CMP - EIC Leg Match - 9AM	1	2 Summer Varmint League -	3 Board of Directors Meeting	4	5 	6 ALL RANGES CLOSED UNTIL New Member Orientation - Work Day - 8:30AM @ <i>Ranges closed until 1:00 PM</i>
7 Vintage / Modern Sniper	8 	9 Wednesday Morning Steel -	10	11	12 NRA Smallbore - 9AM @ Saturday Steel - 11AM @	13
14 Blackpowder Cartridge - Bowling Pin + Shotgun - Muzzle Loading Rifle	15	16	17	18	19 	20 Annual Meeting - 12PM @
21 2700 Pistol - 9AM @ Miami Pistol Range, Pits 4.5.6 Rifle - Navy Match / 600	22	23	24	25	26 Pistol Range, Pits 3,4,5,6	27 Cowboy Action - 9AM @ NRA Smallbore - 9AM @ RIFLE 600 YD BENCHREST
28 Rifle - Sporter Match - 9AM USPSA Practical Pistol -	29	30	31	1	2	3 ALL RANGES CLOSED UNTIL New Member Orientation - Work Day - 8:30AM @

MRPC Web Calendar

Nov 2018 (Eastern Time - New York)

Sun	Mon	Tue	Wed	Thu	Fri	Sat
28 Rifle - Sporter Match - 9AM USPSA Practical Pistol -	29	30	31	1	2 	3 ALL RANGES CLOSED UNTIL New Member Orientation - Work Day - 8:30 AM @ <i>Ranges closed until 1:00 PM</i>
4 NRA Mid-Range Match	5	6 	7 Board of Directors Meeting <i>Assigning of New Board Member Positions! All MRPC Membership welcome to attend and watch.</i>	8	9 	10 NRA Smallbore - 9 AM @ Saturday Steel - 11AM @ Trade Day - 9AM @ Miami Winter Varmint League -
11 Blackpowder Cartridge - Bowling Pin + Shotgun - Muzzle Loading Rifle	12	13	14 Wednesday Morning Steel -	15	16	17 Rifle-600 Yard Qualification
18 Bowling Pin - Cowboy - Rifle - Navy Match / 600	19	20	21	22	23	24 NRA Smallbore - 9 AM @
25 Rifle - Sporter Match - 9AM	26	27	28	29	30	1 ALL RANGES CLOSED UNTIL New Member Orientation - Work Day - 8:30 AM @



EVENTS AND TIMES ARE SUBJECT TO CHANGE.

PLEASE CONFIRM WITH THE MATCH DIRECTOR AND CHECK OUR WEBSITE FOR UP-TO-DATE LISTINGS.

Board of directors meetings are held on the first wednesday of every month.
Meeting starts approximately around 6:30 pm. Open to all members.

MRPC Web Calendar

Dec 2018 (Eastern Time - New York)

Sun	Mon	Tue	Wed	Thu	Fri	Sat
25 Rifle - Sporter Match - 9AM	26	27	28	29	30 	1 ALL RANGES CLOSED UNTIL New Member Orientation - Work Day - 8:30AM @ <i>Ranges closed until 1:00 PM</i>
2 .30 Cal Midrange match	3	4	5 Board of Directors Meeting	6	7 	8 NRA Smallbore - 9AM @ Saturday Steel - 11AM @ Winter Varmint League -
9 Blackpowder Cartridge - Bowling Pin + Shotgun - Muzzle Loading Rifle	10	11	12 Wednesday Morning Steel -	13	14	15
16 Bowling Pin - Cowboy - Rifle - Navy Match / 600	17	18	19	20	21	22 NRA Smallbore - 9AM @
23 Rifle - Sporter Match - 9AM	24	25 Merry Christmas	26	27	28	29
30	31	1 Happy New Year!	2	3	4	5


MRPC PHOTO GALLERY



Bowlingpin Match
2018.08.12



Bowlingpin Match
2018.08.12



Bowlingpin Match
2018.08.12



Bowlingpin Match
2018.08.12



Bowlingpin Match
2018.08.12



Bowlingpin Match
2018.08.12

MRPC PHOTO GALLERY



Centerfire Benchrest Match
2018.08.12



Centerfire Benchrest Match
2018.08.12



Centerfire Benchrest Match
2018.08.12



Centerfire Benchrest Match
2018.08.12



Centerfire Benchrest Match
2018.08.12



Centerfire Benchrest Match
2018.08.12

USA GUNS AND AMMO LLC



WE WELCOME FIRST TIME BUYERS

CCW AND REPAIR SERVICE

513-426-9875

CALL FOR AN APPOINTMENT

L.E. SALES

MALCOLM@USAGUNSANDAMMO.COM

WE BUY USED FIREARMS

WE DO TRANSFERS



USAGUNSANDAMMO.COM






**D. ALAN FIREARMS
LLC**

- Gun Shop
- Sales & Transfers
- Concealed Carry

Dave Bientz

6241 Deerhaven Lane
Loveland, Ohio 45140

(513) 313-5436
www.DAlanFirearms.com



Just like in shooting...


EXPERIENCE MATTERS.

TARGETED MARKETING

for our listings &

LASER FOCUS
for your new home purchases.

**A STEADY HAND &
PROVEN NEGOTIATOR.**



(513) 477-1219



**Comey &
Shepherd**
REALTORS
GINA DUBELL-SMITH'S
Historic Loveland Office Team



HANDLOADING

Reloading for a revolver, check your manual for the maximum overall length for the cartridge you are using. If the cartridges are too long, the noses of the bullets will hang out the front of the cylinder and jam against the rear of the barrel. The cylinder will not rotate! The same thing can happen if the bullets are pulled out of the case slightly during recoil. Revolver bullets must be crimped firmly in their cases.

If you are loading for a self-loading rifle or pistol, use the recommended overall length for your cartridges. If you ex-

periment with longer or shorter dimensions for accuracy, you may have feeding problems.

Find the combination of bullet, powder charge, and cartridge length for best accuracy in each of your guns. This project will definitely increase your enjoyment of shooting and reloading, as your idle plinking will be transformed into shooting with a purpose.

And when you have achieved the best accuracy, it's time to sign up for a match and show off your work!



DEADLINE FOR NEXT ISSUE

The deadline for ads, articles, letters and photos is:

Nov 7th, 2018

Any ads, articles, letters or photos turned in after the date above will be scheduled to appear on a latter issue. Send via email (editor@miamirifle-pistol.org) type "ads, articles, letters or photos" in the Attention line (see editor's address, page 2). Provide contact information.

You're Invited!

**Club Annual Meeting
October 20th, 2018**

**Receptions in Loveland
10681 Loveland - Madeira Road**



PO Box 235
Milford, OH 45150

NON-PROFIT ORG.
MILFORD, OHIO
U.S. POSTAGE PAID
PERMIT NO. 486



Be sure to check out the Photo Gallery at our club website!
<http://www.miamirifle-pistol.org>