

**Miami Rifle and Pistol Club
Meeting Minutes
Wednesday, October 4, 2023
DRAFT**

Officers	Name	Present	Guest(s)
President	John Smith	N	Kevin Sanders
Vice-President	Scott Galloway	Y	Phil Didion
Treasure	John Herdering	N	Joe Beeker
Secretary	Glenn Miñano	Y	Rick Naegel
VP Membership	John Toll	Y	Dave Reichle
VP Rifle	Ross Bowman	Y	Ben Laux
VP Pistol	John Goss	N	Mark Dorger
VP IT/Inv	Mike Keder	Y	
VP Grounds	Dan Ditullio	Y	

President's Call to Order: The October 4th 2023 BOD meeting of the Miami Rifle and Pistol Club was called to order at 6:30 PM. Vice - President Scott Galloway presiding.

Quorum present: Yes

Approval of Minutes: Minutes from September 6th, 2023 were presented. Motion to accept the Minutes passed with a unanimous vote.

Reports:

- **Treasurer:** Honorable. Scott Galloway asked each Board member to read the Treasurer's report on account balances, deposits and expenditures for the month of September 2023.
 - 5/3 Checking: \$4,771.17
 - 5/3 Savings: \$279,279.85
 - 5/3 Elite Checking: \$168,108.17
 - Total Cash: **\$452,159.19**
 - Total Equity Appropriated for Growth (3112): \$168,933.17
 - Deposit: \$4,989.10
 - Expenses: \$9,731.66
 - Net Income: \$(4,742.56)

- Since Treasurer John Herdering was absent for the meeting VP Galloway motioned to accept the report as written
- Motion to accept the Treasurer's report passed with a unanimous vote.
- **Full Treasurer's report attached**
- **Membership:** Hon. John Toll, VP Membership
 - Resident Members: 2045
 - Honorary Members: 17
 - Spouse: 104
 - Juniors: 14
 - Non-resident Members:47
 - Grand total: **2,227**
 - Membership in-progress: 27
 - Waiting list: 34/1,099
 - We had three juniors ascend to the ranks of resident member this past month.
 - Motion to accept the Membership report was voted unanimously.
 - **Report attached**
- **Rifle:** Hon. Ross Bowman, VP-Rifle
 - Shooters: **Members 340, Non-members 69, Juniors 159**
 - Total Shooters: **566**
 - Gross Income: **\$2,793.00**
 - Total Expenses: **\$1,288.46**
 - Net Income: **\$577.30**
 - **Report attached**
- **Pistol:** Hon. John Goss, was absent to give his report
 - Shooters: **Members 174, Non-members 106**
 - Total Shooters: **280**
 - Gross Income: **\$3,896.00**
 - Total Expenses: **\$2,130.00**
 - Net Income: **\$1,766.00**
 - VP Galloway asked each Board member to read the pistol report
 - Motion to accept the Rifle report was voted unanimously.
 - **Report attached**
- **VP IT/Inventory:** Hon. Mike Keder, VP IT/Inventory
 - September was a busy month.
 - Sent an Eblast to the members announcing the dues increase and new match rules. Here are the statistics:
 - 82% opens – a new record
 - 16% opened the new rules – no way to tell if they read them.
 - Approximately 28 members wrote a response to No Reply. I forwarded the one addressed to the Board and the other that had a lot of comments and who had spent a fair amount of time writing it. The following stats are based on the No Reply emails:
 - Overwhelming support for a dues increase.
 - The \$20 nonmember fee was disliked (stronger words were used) by 9.

- The new rules were supported by two who downloaded the document.
 - One person who implied that they did not shoot matches now might give one a try.
 - The two match directors who replied were NOT in favor of the new rules (the \$20 fee and several other items were mentioned.)
 - The Board received many compliments for their work.
- IT had no more time to do further analysis.
- Developed and produced eight training videos for his successor.
 - Updated some documentation and other pertinent information needed for IT job. It will be delivered to his likely successor on Oct 1st
- Updated the website to show new Caddyshack Classic Match
- Attacks on the website are still in their thousands
 - 1,500 per week, but nowhere near the 5,000 mark
- **Range and Grounds Report:** Hon. Dan Ditullio had no current R&G to report
 - Work-Day had not come yet, coming this Saturday of this week
 - He did mention that September 18th, Pres. John Smith worked with the contractor to get all the brush cut down along the 200 and 300 yard rifle
 - The range was very overgrown, which required a significant amount of work

Membership Business:

- Ben Laux asked for an Executive Meeting
 - Non-Board Members in attendance were asked to leave the room until the Executive Meeting was over

New Business:

- No new business

Old Business:

- Civil Air Patrol
 - Member, Angelika Farina
 - Air Force program with youths, 12-18 years old
 - Looking for a place in hosting the cadets here.
 - The BOD asked her to send them a plan, she has provided a plan via email
 - BOD discussed the possibility of LIABILITY.
 - Since there is no date on her plan proposal and the BOD is missing three members this night, VP Galloway motioned to table the subject until next month
 - Motion passed
- Continuing the discussion on the Dues and Fees
 - Attending club members (match directors) expressed their concerns about the increase of Non-Members match fees
 - How it may affect expenses and reimbursements
 - Some Match Directors raised opposition to the increase of Non-Member fees, which would affect their match attendance
 - It appears to the Match Directors that a few non-abiding Match

- Directors are causing all the problems and penalizing the rest
 - Some suggested taking the offending MD(s) by suspending or cancelling their matches, taking them off the MRPC calendar
 - Several Match Directors noted that they were not contacted when the committee was creating the new match report template and new fees
 - BOD reminded the MDs that they need to know the number of Members and non-members because the Club has to pay sales tax on those non-members.
 - **VP asked the members if anyone has issue with raising the dues to \$120.00**
 - All were in agreement on the dues increase
 - The issue at hand is how we've treated our match directors in this decision process and how we are going to fix that and move forward.
 - John Toll motioned to keep the dues That dues increase of \$20 per year for resident members. Bringing the annual resident member dues to \$120.00 and we send all changes to our match structure listed in the motion that passed on August 2nd, 2023.
 - Yes 4, No 2
 - Motion passed
 - VP Galloway invited everyone in the room to go back into the Minutes, go several months back into the minutes and look at the reports and you'll understand why we've toiled over this
- Annual Meeting, Oct. 21, 2023
 - President J. Smith has directed different people to do different things. He's not here to discuss that. VP Galloway is going to move on with that. Motioned the BOD to accept it and see how it goes on the 21st, motion passed.
 - Currently, VP Scott Galloway, Mike Keder, John Goss and Dan Ditullio are leaving the Board
 - Three terms completed
 - One two-year term (R&G)
 - Currently, we have three people running for the BOD
 - John Toll
 - Kevin Sanders
 - Mike Flora

The next MRPC Board of Directors meeting will be on Wednesday, November 1, 2023.

VP Scott Galloway closed the meeting at 8:20 PM

Respectfully Submitted,
Glenn Miñano, MRPC Secretary

9/11/2023	Spectrum	Internet	\$ 119.98	Operating
9/11/2023	Fifth Third Bank	Range and Grounds Credit Card	\$ 332.10	Operating
9/13/2023	Fifth Third Bank	Bank Service Fees	\$ 8.10	Operating
9/19/2023	2211 Reed O'Neal	Range and Grounds	\$ 2,250.00	Operating
9/19/2023	2212 Relevant Works	Rimfire Benchrest Printing	\$ 232.00	Match
9/21/2023	Fifth Third Bank	Treasurer Credit Card	\$ 15.48	Operating
9/21/2023	Mike Osley	Payroll	\$ 1,061.90	Operating
9/22/2023	Rumpke	Trash Removal	\$ 205.08	Operating
9/25/2023	USPS	Postage	\$ 66.00	Operating
9/27/2023	State of Ohio	Sales Tax	\$ 116.23	Operating
9/29/2023	Fermann and Co	Accounting	\$ 500.00	Operating
9/30/2023	2213 Alta Fiber	Telephone	\$ 71.02	Operating
9/30/2023	2214 Duke Energy	Utilities	\$ 151.58	Operating
Total			\$ 9,731.66	

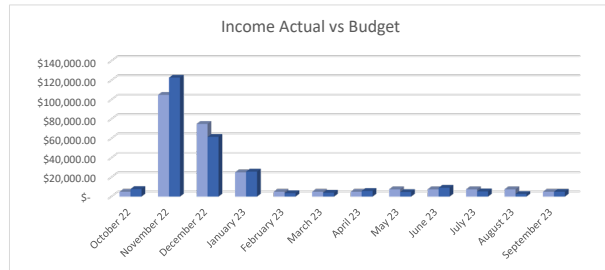
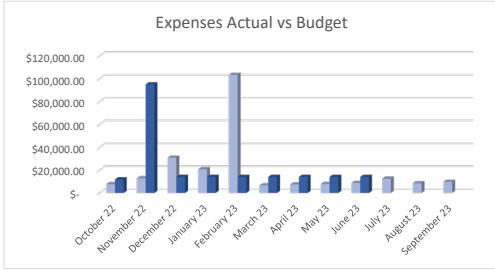
Net Income \$ (4,742.56)

Miami Rifle And Pistol Club
Capital Planning Budget Year of 2023

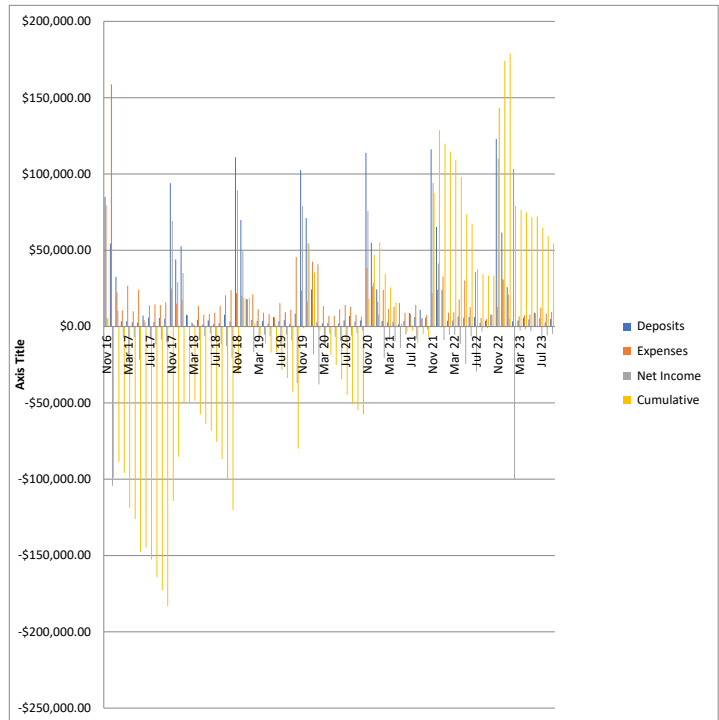
Project	Amt Allocated	Amt Spent YTD	Balance	Date Complete
MP Range Crossing Bridge	\$ 80,000.00	\$ (77,155.50)	\$ 2,844.50	2/20/2023

Totals	\$ 80,000.00	\$ (77,155.50)	\$ 2,844.50	
--------	--------------	----------------	-------------	--

Month	Capitol	Match	Operating	Grand Total	Budgeted Exp	Expense Variance	Income	Budgeted Income	Income Variance	Actual Monthly Income	Monthly Projected Income
October 22			\$ 7,708.45	\$ 7,708.45	\$ 12,960.00	\$ 5,251.55	\$ 7,772.33	\$ 5,000.00	\$ 2,772.33	\$ 63.88	\$ (7,960.00)
November 22			\$ 12,888.77	\$ 12,888.77	\$ 41,040.00	\$ 28,151.23	\$ 122,873.58	\$ 105,000.00	\$ 17,873.58	\$ 109,984.81	\$ 63,960.00
December 22			\$ 30,836.76	\$ 30,836.76	\$ 10,800.00	\$ (20,036.76)	\$ 61,579.99	\$ 75,000.00	\$ (13,420.01)	\$ 30,743.23	\$ 64,200.00
January 23			\$ 20,813.68	\$ 20,813.68	\$ 11,880.00	\$ (8,933.68)	\$ 25,791.66	\$ 25,000.00	\$ 791.66	\$ 4,977.98	\$ 13,120.00
February 23	\$ 77,155.50	\$ 2,290.00	\$ 23,987.24	\$ 103,432.74	\$ 95,040.00	\$ (8,392.74)	\$ 3,488.56	\$ 5,000.00	\$ (1,511.44)	\$ (99,944.18)	\$ (90,040.00)
March 23		\$ 1,462.34	\$ 5,212.44	\$ 6,674.78	\$ 14,040.00	\$ 7,365.22	\$ 3,958.35	\$ 5,000.00	\$ (1,041.65)	\$ (2,716.43)	\$ (9,040.00)
April 23			\$ 7,407.59	\$ 7,407.59	\$ 14,040.00	\$ 6,632.41	\$ 5,786.09	\$ 5,000.00	\$ 786.09	\$ (1,621.50)	\$ (9,040.00)
May 23			\$ 7,793.11	\$ 7,793.11	\$ 14,040.00	\$ 6,246.89	\$ 4,661.62	\$ 7,500.00	\$ (2,838.38)	\$ (3,131.49)	\$ (6,540.00)
June 23		\$ 418.00	\$ 8,363.24	\$ 8,781.24	\$ 14,040.00	\$ 5,258.76	\$ 9,120.49	\$ 7,500.00	\$ 1,620.49	\$ 339.25	\$ (6,540.00)
July 23			\$ 12,446.62	\$ 12,446.62	\$ 14,040.00	\$ 1,593.38	\$ 5,353.12	\$ 7,500.00	\$ (2,146.88)	\$ (7,093.50)	\$ (6,540.00)
August 23			\$ 8,457.64	\$ 8,457.64	\$ 14,040.00	\$ 5,582.36	\$ 2,753.47	\$ 7,500.00	\$ (4,746.53)	\$ (5,704.17)	\$ (6,540.00)
September 23		\$ 232.00	\$ 9,499.66	\$ 9,731.66	\$ 14,040.00	\$ 4,308.34	\$ 4,989.10	\$ 5,000.00	\$ (10.90)	\$ (4,742.56)	\$ (9,040.00)
Grand Total	\$ 77,155.50	\$ 4,402.34	\$ 155,415.20	\$ 236,973.04	\$ 270,000.00	\$ 33,026.96	\$ 258,128.36	\$ 260,000.00	\$ (1,871.64)	\$ 21,155.32	\$ (10,000.00)



Month	Deposits	Expenses	Net Income	Cumulative
Nov 16	\$84,898.10	\$ 79,483.57	\$5,414.53	\$5,414.53
Dec 16	\$ 54,445.00	\$ 158,749.36	(\$104,304.36)	(\$98,889.83)
Jan 17	\$ 32,628.00	\$ 22,373.24	\$10,254.76	(\$88,635.07)
Feb 17	\$ 3,457.43	\$ 10,651.24	(\$7,193.81)	(\$95,828.88)
Mar 17	\$ 3,623.44	\$ 26,793.13	(\$23,169.69)	(\$118,998.57)
Apr 17	\$ 2,870.25	\$ 9,978.40	(\$7,108.15)	(\$126,106.72)
May 17	\$ 2,609.39	\$ 24,172.78	(\$21,563.39)	(\$147,670.11)
Jun 17	\$ 7,211.61	\$ 4,308.26	\$2,903.35	(\$144,766.76)
Jul 17	\$ 5,875.53	\$ 13,809.41	(\$7,933.88)	(\$152,700.64)
Aug 17	\$ 3,008.77	\$ 14,461.25	(\$11,452.48)	(\$164,153.12)
Sep 17	\$ 5,615.12	\$ 14,069.75	(\$8,454.63)	(\$172,607.75)
Oct 17	\$ 5,237.13	\$ 15,850.33	(\$10,613.20)	(\$183,220.95)
Nov 17	\$ 93,947.17	\$ 24,907.25	\$69,039.92	(\$114,181.03)
Dec 17	\$ 44,079.77	\$ 15,067.92	\$29,011.85	(\$85,169.18)
Jan 18	\$ 52,571.88	\$ 17,506.70	\$35,065.18	(\$50,104.00)
Feb 18	\$ 7,691.93	\$ 7,385.57	\$306.36	(\$49,797.64)
Mar 18	\$ 2,666.87	\$ 1,479.79	\$1,187.08	(\$48,610.56)
Apr 18	\$ 4,458.45	\$ 13,419.14	(\$8,960.69)	(\$57,571.25)
May 18	\$ 1,323.34	\$ 7,716.55	(\$6,393.21)	(\$63,964.46)
Jun 18	\$ 4,011.41	\$ 8,315.41	(\$4,304.00)	(\$68,268.46)
Jul 18	\$ 1,791.34	\$ 9,054.88	(\$7,263.54)	(\$75,532.00)
Aug 18	\$ 2,263.80	\$ 13,561.03	(\$11,297.23)	(\$86,829.23)
Sept 18	\$ 7,717.42	\$ 20,539.38	(\$12,821.96)	(\$99,651.19)
Oct 18	\$ 3,305.52	\$ 23,807.88	(\$20,502.36)	(\$120,153.55)
Nov 18	\$ 110,960.91	\$ 21,829.28	\$89,131.63	(\$31,021.92)
Dec 18	\$ 69,807.21	\$ 20,139.22	\$49,667.99	\$18,646.07
Jan 19	\$ 18,164.49	\$ 17,848.39	\$316.10	\$18,962.17
Feb 19	\$ 4,282.42	\$ 21,078.29	(\$16,795.87)	\$2,166.30
Mar 19	\$ 3,686.04	\$ 11,353.31	(\$7,667.27)	(\$5,500.97)
Apr 19	\$ 3,669.25	\$ 9,013.98	(\$5,344.73)	(\$10,845.70)
May 19	\$ 1,977.23	\$ 8,194.21	(\$6,216.98)	(\$17,062.68)
Jun 19	\$ 6,418.20	\$ 5,970.48	\$447.72	(\$16,614.96)
Jul 19	\$ 3,435.40	\$ 15,396.61	(\$11,961.21)	(\$28,576.17)
Aug 19	\$ 4,244.42	\$ 9,392.16	(\$5,147.74)	(\$33,723.91)
Sept 19	\$ 1,820.50	\$ 10,978.64	(\$9,158.14)	(\$42,882.05)
Oct 19	\$ 8,402.75	\$ 45,520.65	(\$37,117.90)	(\$79,999.95)
Nov 19	\$ 102,456.49	\$ 23,598.61	\$78,857.88	(\$1,142.07)
Dec 19	\$ 71,129.19	\$ 16,367.64	\$54,761.55	\$53,619.48
Jan 20	\$ 24,337.07	\$ 42,492.44	(\$18,155.37)	\$35,464.11
Feb 20	\$ 2,875.02	\$ 40,788.69	(\$37,913.67)	(\$2,449.56)
Mar 20	\$ 2,086.54	\$ 13,377.13	(\$11,290.59)	(\$13,740.15)
Apr 20	\$ 2,396.05	\$ 7,051.18	(\$4,655.13)	(\$18,395.28)
May 20	\$ 440.50	\$ 7,082.10	(\$6,641.60)	(\$25,036.88)
Jun 20	\$ 1,940.30	\$ 11,444.85	(\$9,504.55)	(\$34,541.43)
Jul 20	\$ 4,020.58	\$ 14,173.60	(\$10,153.02)	(\$44,694.45)
Aug 20	\$ 7,026.47	\$ 12,898.68	(\$5,872.21)	(\$50,566.66)
Sep 20	\$ 3,327.66	\$ 7,665.01	(\$4,337.35)	(\$54,904.01)
Oct 20	\$ 3,993.20	\$ 6,471.26	(\$2,478.06)	(\$57,382.07)
Nov 20	\$ 113,946.68	\$ 38,403.92	\$75,542.76	\$18,160.69
Dec 20	\$ 55,029.23	\$ 26,286.30	\$28,742.93	\$46,903.62
Jan 21	\$ 24,322.90	\$ 16,306.93	\$8,015.97	\$54,919.59
Feb 21	\$ 3,589.29	\$ 24,037.71	(\$20,448.42)	\$34,471.17
Mar 21	\$ 2,679.18	\$ 11,465.11	(\$8,785.93)	\$25,685.24
Apr 21	\$ 3,196.43	\$ 12,987.54	(\$9,791.11)	\$15,894.13
May 21	\$ 1,333.51	\$ 15,405.06	(\$14,071.55)	\$1,822.58
Jun 21	\$ 3,703.17	\$ 8,929.65	(\$5,226.48)	(\$3,403.90)
Jul 21	\$ 8,947.00	\$ 8,284.91	\$662.09	(\$2,741.81)
Aug 21	\$ 6,222.13	\$ 14,136.60	(\$7,914.47)	(\$10,656.28)
Sept 21	\$ 10,941.79	\$ 5,108.63	\$5,833.16	(\$4,823.12)
Oct 21	\$ 5,820.65	\$ 7,634.50	(\$1,813.85)	(\$6,636.97)
Nov 21	\$ 116,181.16	\$ 22,101.73	\$94,079.43	\$87,442.46
Dec 21	\$ 65,244.38	\$ 24,036.93	\$41,207.45	\$128,649.91
Jan 22	\$ 24,060.42	\$ 32,844.45	(\$8,784.03)	\$119,865.88
Feb 22	\$ 3,851.49	\$ 9,109.56	(\$5,258.07)	\$114,607.81
Mar 22	\$ 3,950.01	\$ 9,384.53	(\$5,434.52)	\$109,173.29
Apr 22	\$ 6,536.45	\$ 17,837.85	(\$11,301.40)	\$97,871.89
May 22	\$ 5,825.36	\$ 30,239.57	(\$24,414.21)	\$73,457.68
Jun 22	\$ 6,286.17	\$ 12,733.71	(\$6,447.54)	\$67,010.14
Jul 22	\$ 6,270.97	\$ 35,711.21	(\$29,440.24)	\$37,569.90
Aug 22	\$ 2,394.74	\$ 5,618.38	(\$3,223.64)	\$34,346.26
Sept 22	\$ 3,842.44	\$ 4,873.54	(\$1,031.10)	\$33,315.16
Oct 22	\$ 7,772.33	\$ 7,708.45	\$63.88	\$33,379.04
Nov 22	\$ 122,873.58	\$ 12,888.77	\$109,984.81	\$143,363.86
Dec 22	\$ 61,579.99	\$ 30,836.76	\$30,743.23	\$174,107.09
Jan 23	\$ 25,791.66	\$ 20,813.68	\$4,977.98	\$179,085.07
Feb 23	\$ 3,488.56	\$ 103,432.74	(\$99,944.18)	\$79,140.89
Mar 23	\$ 3,958.35	\$ 6,674.78	(\$2,716.43)	\$76,424.46
Apr 23	\$ 5,786.09	\$ 7,407.59	(\$1,621.50)	\$74,802.96
May 23	\$ 4,661.62	\$ 7,793.11	(\$3,131.49)	\$71,671.47
Jun 23	\$ 9,120.49	\$ 8,781.24	\$339.25	\$72,010.72
Jul 23	\$ 5,353.12	\$ 12,446.62	(\$7,093.50)	\$64,917.22
Aug 23	\$ 2,753.47	\$ 8,457.64	(\$5,704.17)	\$59,213.05
Sep 23	\$ 4,989.10	\$ 9,731.66	(\$4,742.56)	\$54,470.49
	\$1,642,510.47	\$ 1,588,039.99	\$54,470.48	



MRPC VP Membership Report

Report for: 10/4/2023

Membership Metrics:

	Total	Male	Female
Resident	2045	2000	45
Honorary	17	15	2
Spouse	104	7	97
Junior	14	12	2
Non-Resident	47	46	1

Grand Total	2227
-------------	------

New Members in last month

First	Last	Member Type	Member ID
Jerry	Cabe	Resident Member	5938
David	Froberg	Resident Member	4771
Tim	Lovell	Resident Member	4166
Steven	McCord	Resident Member	4747
Evan	Richards	Resident Member	4541
Melinda	Richards	Resident Member	4169
David	Tonucci	Resident Member	4426

Membership In-Process

(Applicants that have completed Orientation and waiting for completed work form)

34

Waiting List

Added in last month	13
Total on Waiting List	1099



VP RIFLE REPORT

Report Month: September

Report Date: 10/3/2023

Match Name	Match Date	Shooters			Number Shooters	Expenses Club Paid	Gross Income	Total Expenses	Net Income
		Mem.	Non-mem	Juniors					
Centerfire Benchrest	9/10/2023	5	4	0	9		\$74.00	\$0.00	\$74.00
Centerfire Benchrest	9/24/2023	4	4	0	8		\$68.00	(\$34.00)	\$102.00
Recreational Rimfire	9/3/2023	12	2	0	14	\$9.09	\$63.00	\$35.00	\$28.00
Rimfire Benchrest Monday League	9/11/2023	17	1	0	18	\$16.65	\$91.00	\$10.00	\$81.00
Rimfire Benchrest Monday League	9/25/2023	18	2	0	20	\$18.40	\$102.00	\$30.00	\$72.00
Muzzle Loading Rifle	8/13/2023	8	4	0	12	\$0.00	\$148.00	\$128.04	\$19.96
Smallbore Rifle	6/24/2023	8	3	0	11	\$10.22	\$55.00	\$0.00	\$55.00
Smallbore Rifle	7/8/2023	7	2	0	9	\$7.45	\$45.00	\$0.00	\$45.00
Smallbore Rifle	8/12/2023	2	2	0	4	\$3.31	\$20.00	\$0.00	\$20.00
Smallbore Rifle	8/26/2023	4	4	0	8	\$7.18	\$30.00	\$0.00	\$30.00
Smallbore Rifle	9/9/2023	1	1	0	2	\$1.66	\$10.00	\$0.00	\$10.00
Smallbore Rifle	9/23/2023	5	4	0	9	\$10.77	\$45.00	\$0.00	\$45.00
600 Yard Rifle	9/16/2023	5	3	0	8		\$126.00	\$110.61	\$15.39
Summer Varmint	9/5/2023	11	4	0	15		\$233.00	\$165.00	\$68.00
CMP 80 Round Across The Course	9/3/2023	6	1	2	9	\$15.16	\$130.00	\$86.56	\$43.44
CMP 80 Round Across The Course	9/30/2023	0	0	0					\$0.00
Highpower Rifle League Season	9/13/2023	192	0	145	337	\$230-\$560	\$768.00	\$276.68	\$491.32
50 Round Practice	9/10/2023	2	0	0	2	\$3.31	\$10.00	\$0.00	\$10.00
EIC - CMP Highpower Rifle	6/4/2023	4	13	12	29	\$18.40	\$605.00	\$436.00	\$169.00
Navy Rifle	9/17/2023	5	0	0	5	\$2.95	\$25.00	\$5.00	\$20.00
600 Yard Match	9/17/2023	9	0	0	9	\$5.24	\$27.00	\$0.00	\$27.00
Sporter Rifle	9/24/2023	7	6	0	13	\$4.87	\$51.00	\$0.00	\$51.00
Caddyshack Classic	9/13/2023	8	7	0	15	\$0.00	\$67.00	\$39.57	\$27.43
TOTALS		340	67	159	566	\$134.66	\$2,793.00	\$1,288.46	\$1,504.54

